

R17Z-9A

Motor KUBOTA D902

HD HYUNDAI
CONSTRUCTION EQUIPMENT

Navitrans



www.navitrans.com.co

Contacta a un asesor 321 862 6069

*Las imágenes son meramente ilustrativas. Algunos accesorios o características incluidas en las imágenes, pueden variar con respecto a las versiones comercializadas y/o disponibles. Las especificaciones técnicas pueden variar sin previo aviso del fabricante

PRIDE AT WORK

Hyundai Heavy Industries strives to build state-of-the-art earthmoving equipment to give every operator maximum performance, more precision, versatile machine preferences, and proven quality.

Take pride in your work with Hyundai!

R17Z-9A

Machine Walk-Around

Rugged Upper and Lower Frame

The upper frame is designed with an optimum structure to absorb high stress from outside. Reinforced box section center frame and track frame provide exceptional strength and longer service life to withstand the tough working conditions.

Compact design

R17Z-9A's compact design allows the operator to work in confined areas, like close to buildings on roadways, and in urban areas. R17Z-9A's variable undercarriage provides easy and efficient operation in any limited space work environment.

Engine Technology

The R17Z-9A is powered by a proven and reliable, Tier 4 certified KUBOTA D902 Engine. This engine provides efficient fuel combustion and reduced noise.

Efficient Control System

Control devices are all conveniently located for improved operator comfort and productivity. A safety lever on the left-side console is designed to prevent exiting the cab while hydraulic controls are live.

Advanced Hydraulic System

The R17Z-9A hydraulic system is precision designed for fast operation with fine control capabilities.

Comfortable and Durable Cab with Canopy

Canopy frames meet international standards TOPS, FOPS ensuring operator's safety.

Operator Convenience

An adjustable suspension seat, wrist rests, ergonomically designed joysticks and plenty of leg room help to reduce operator fatigue. A array of indicators and gauges are displayed on the monitor which keep the operator aware of machine performance at all times. The monitoring system includes seven warning indicators, water temperature gauge, fuel gauge and hour meter.

Easy and Simple Maintenance

R17Z-9A is equipped with wide opening engine hood for easy access and maintenance. Additional benefits include an easily serviceable air cleaner and centralized grease fittings.

Extended Life of Components

The R17Z-9A reduces operating costs over time with long life hydraulic oil, shims and bushings.



*Photo may include optional equipment.

SAFETY AND COMFORT

The R17Z-9A offers an operator an optimal work environment with a cab designed for comfort and sophistication. Operating R17Z-9A is unique to every operator. Operators can fully customize their work environment and operating preferences to fit their individual needs.




*Photo may include optional equipment.



OLED Display & ESL Function (Engine Start Limit)

OLED display is placed to depict the followings: hour meter, oil pressure, battery charge, engine coolant temperature and a fuel gauge. Theft Prevention Function is added.



Concentrated Controller Position

The left and right control levers are ergonomically located for convenient access. Pilot operated hand levers are easily accessible for controlling the dozer blade and track extension. Easy-to-access control switches on the left side console improve operating comfort and productivity.



A tiltable left-side console allows the operator easier access to the cab. A safety lock system is designed to prevent exiting the cab while hydraulic controls are live. When the safety lever and left side console are positioned upright, hydraulic functions are disengaged.

Emergency Stop Switch

At the event of an emergency, engines shutdown.



Two Outlet Sockets

Sockets may be used for multiple purposes.



Operator Comfort

An operator's work environment should be stress free. Hyundai R17Z-9A's adjustable suspension seat, wrist rests, ergonomically designed joysticks and plenty of space help to reduce stress on the operator.

Front Guard with the Foot Rest

Cross pipe is placed for front guard reinforcement. Also, an operator may use it as a foot rest.




*Photo may include optional equipment.

GREAT PERFORMANCE

New technologies designed to improve performance and precision, make the R17Z-9A smooth, fast and easy to control.



*Photo may include optional equipment.



Boom Swing (LH:70' RH:54')

The R17Z-9A's boom swing function is designed for efficient work in congested residential and urban areas. The boom can be offset left or right within an operating range.




Zero-Tail Swing

Zero-tail swing excavator allows you greater flexibility when working in narrow urban areas from an alley and indoor to residential and small gardens.




Structure Strength

The R17Z-9A canopy structure has been fitted with stronger but slimmer tubing for added safety and improved visibility. Low-stress, high strength steel is integrally welded to form a stronger, more durable upper and lower frame. Structural integrity was tested by rear machine test and long-term durability tests.



Variable Undercarriage

R17Z-9A's track width adjusts to between 990mm~1,300mm (3'3"~4'3"). The operator can easily adjust the blade size by removing the pin. Specially designed rubber-padded track shoes protect the road surface.



Kubota D902

Emissions: The most compact multi-cylinder liquid cooled industrial diesel engines comply with EPA Tier 4 Emission regulations without additional After Treatment Tools. This engine meets standards over the NRTC and NTE requirements.

Lower Noise Level: The half-float valve cover and MoS2 coated piston reduce noise levels and vibration.

EASY MAINTENANCE

R17Z-9A is designed to maximize profitability through improved efficiencies, enhanced service features and longer life components.

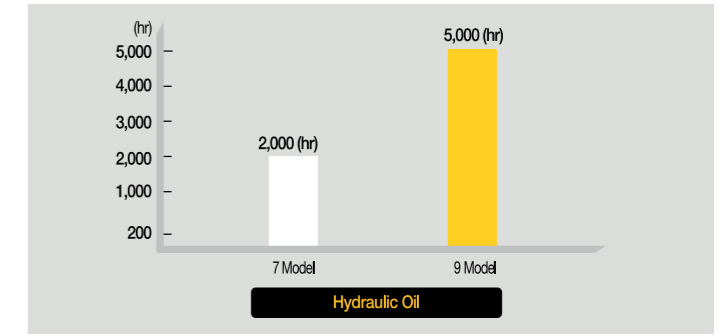


*Photo may include optional equipment.



Easy Access

The R17Z-9A was built with accessibility in mind. All covers and hoods were built for complete open access. Regular service and maintenance is easy and convenient with the R17Z-9A.




Extended the Life of Components

9A series excavators were designed with bushings designed for extended lube intervals (250hrs) & polymer shims (wear resistant, noise reducing), long-life hydraulic oil (5,000hrs) and hydraulic filters, more efficient cooling systems and integrated preheating systems which extend service intervals, minimize operating costs and reduce machine down time.



Cooler Cleaning at Ease

The Square Wave Fin and the Corrugate Wave Fin which are better at clogging issue were applied to the radiator and the oil cooler.



Centralized Grease Fittings

Centralized lubrication bank for faster, easier service and maintenance.



Two-Piece Hose for the Dozer Cylinder

Two piece hoses were applied for a better and easier maintenance.



Easier to Transport

Four tying-down holes allow easier transportation.



Protection Covers for Cylinders

The standard boom cylinder cover and the dozer cylinder cover was applied to protect cylinders from potential damages.

Specifications

ENGINE

Model	KUBOTA D902		
Type	4 cycle, In line, Water cooled, Diesel, Tier 4 certified		
Rated flywheel horse power			
SAE	J1995 (gross)	16.3hp (12.1kw) / 2,300rpm	
	J1349 (net)	15.8hp (11.8kw) / 2,300rpm	
DIN	627 1/1 (gross)	16.5ps (13.1kw) / 2,300rpm	
	627 1/1 (net)	16.0ps (11.8kw) / 2,300rpm	
Max. torque	5.6 kgf ·m(36lbf ·ft) at 1,900 rpm		
Bore x stroke	72mm(2.83")x73.6mm(2.89")		
Piston displacement	898cc (54.79in ³)		
Batteries	12V, 45AH		
Starting motor	12V, 1.2kW		
Alternator	12V, 40A		

HYDRAULIC SYSTEM

Main pumps	
Type	Variable displacement piston pumps
Rated flow	2x18.8 ℓ/min + 11.3 ℓ/min
Sub-pump for pilot circuit	Gear pump
Hydraulic motors	
Travel	Two speed axial piston motor with counter balance valve
Swing	Axial piston motor
Relief valve setting	
Implement circuits	210 kgf/cm ² (2,987 psi)
Travel circuit	210 kgf/cm ² (2,987 psi)
Swing circuit	170 kgf/cm ² (2,418 psi)
Pilot circuit	35 kgf/cm ² (498 psi)
Service valve	Installed

HYDRAULIC CYLINDER

No. of cylinder - bore x stroke	
Boom	60 x 440mm (2.3" x 17.3")
Arm	60 x 353mm (2.3" x 13.8")
Bucket	55 x 320mm (2.16" x 12.59")
Boom swing	55 x 355mm (2.16" x 13.97")
Dozer blade	65 x 45mm (2.5" x 4.5")
Extension	55 x 310mm (2.16" x 12.2")

* Hyundai Bio Hydraulic Oil (HBHO) available

NOISE LEVEL

Noise Levels (dynamic value)	
LwA	93dB
LpA	81dB

COOLANT & LUBRICANT CAPACITY

(refilling)	liter	US gal	UK gal
Fuel tank	20	5.3	4.4
Engine coolant	3.5	0.9	0.7
Engine oil	4.2	1.1	0.9
Hydraulic tank	12.5	3.3	2.7

TRAVEL LEVERS

Traveling and steering : Two levers with pedals.

CONTROL LEVERS

Type	
Pilot control	Two joysticks with one safety lever (LH): Swing and arm, (RH): Boom and bucket with horn (ISO)
Engine throttle	Mechanical, cable type

SWING SYSTEM

Swing motor	Orbit motor
Swing reduction	-
Swing circuit lubrication	Lubricated with drain oil
Swing speed	9.5 rpm

DRIVES & BRAKES

Max. travel speed(high) / (low)	4.2km / 2.2km (2.6mph) / (1.4mph)
Maximum traction force	1.42ton
Maximum gradeability	30°

DIGGING FORCE(ISO)

	0.96m Arm	1.12m Arm
Bucket	1,580 kgf	1,580 kgf
	15.5 kN	15.5 kN
	3,480 lbf	3,480 lbf
Arm	870 kgf	780 kgf
	8.5 kN	7.6 kN
	1,920 lbf	1,720 lbf

WEIGHT(APPROXIMATE)

Operating weight, including 1,800 mm (5' 11") boom, 960 mm (3' 2") arm, SAE heaped 0.04 m³ (0.05 yd³) excavator bucket, lubricant, coolant, full fuel tank, hydraulic tank and the standard equipment.

Shoe width	Rubber shoe 230mm(9")
Operating weight (canopy)	1,700kg (3,747lb)
Ground pressure (canopy)	0.28kg/c m ² (3.92psi)

UNDERCARRIAGE

Center frame is integrally welded with reinforced box-section track frames. The undercarriage includes lubricated rollers, track adjusters with shock absorbing springs and sprockets, and rubber shoes.









Track frame	Variable undercarriage
No. of track roller on each side	3 EA

Specifications









LIFTING CAPACITIES R17Z-9A

 Rating over-front  Rating over-side or 360 degree

Boom : 1.80m (5' 11") / Arm : 0.96 m (3' 2") / Bucket : 0.04m ¹ SAE heaped / Dozer up, Track extended, 230mm (9") Rubber track, W/O ADD' CWT.

Load point height m (ft)	Load radius						At max. reach		
	2.0 m (7.0 ft)		2.5 m (8.0 ft)		3.0 m (10.0 ft)		Capacity		Reach
									m (ft)
3.0 m (10.0 ft)	kg lb						280 620	*290 *640	2.63 (8.6)
2.5 m (8.0 ft)	kg lb		310 680	*310 *680			200 440	210 460	3.13 (10.3)
2.0 m (7.0 ft)	kg lb		300 660	310 680	210 460	220 490	170 370	180 400	3.43 (11.3)
1.5 m (5.0 ft)	kg lb	430 950	440 970	290 640	300 660	210 460	150 330	160 350	3.60 (11.8)
1.0 m (3.0 ft)	kg lb	400 880	410 900	270 600	290 640	200 440	140 310	150 330	3.67 (12.0)
0.5 m (2.0 ft)	kg lb	370 820	390 860	260 570	270 600	190 420	140 310	150 330	3.64 (11.9)
Ground Line	kg lb	360 790	370 820	250 550	270 600	190 420	150 330	160 350	3.51 (11.5)
-0.5 m (-2.0 ft)	kg lb	360 790	370 820	250 550	260 570	190 420	170 370	180 400	3.27 (10.7)
-1.0 m (-3.0 ft)	kg lb	360 790	380 840	250 550	270 600		210 460	220 490	2.87 (9.4)
-1.5 m (-5.0 ft)	kg lb	380 840	390 860						

Boom : 1.80m (5' 11") / Arm : 0.96 m (3' 2") / Bucket : 0.04m ¹ SAE heaped / Dozer down, Track extended, 230mm (9") Rubber track, W/O ADD' CWT.

Load point height m (ft)	Load radius						At max. reach		
	2.0 m (7 ft)		2.5 m (8 ft)		3.0 m (10 ft)		Capacity		Reach
									m (ft)
3.0 m (10.0 ft)	kg lb						*290 *640	*290 *640	2.63 (8.6)
2.5 m (8.0 ft)	kg lb			*310 *680	*310 *680		*290 *640	220 490	3.13 (10.3)
2.0 m (7.0 ft)	kg lb			*320 *710	*320 *710	*320 *710	*300 *660	180 400	3.43 (11.3)
1.5 m (5.0 ft)	kg lb	*450 *990	*450 *990	*380 *840	310 680	*340 *750	*300 *660	160 350	3.60 (11.8)
1.0 m (3.0 ft)	kg lb	*620 *1,370	430 950	*450 *990	300 660	*380 *840	*310 *680	150 330	3.67 (12.0)
0.5 m (2.0 ft)	kg lb	*740 *1,630	400 880	*520 *1,150	280 620	*410 *900	*320 *710	150 330	3.64 (11.9)
Ground Line	kg lb	*790 *1,740	390 860	*550 *1,210	270 600	*420 *930	*330 *730	160 350	3.51 (11.5)
-0.5 m (-2.0 ft)	kg lb	*760 *1,680	390 860	*540 *1,190	270 600	*400 *880	*330 *730	180 400	3.27 (10.7)
-1.0 m (-3.0 ft)	kg lb	*660 *1,460	390 860	*470 *1,040	270 600		*320 *710	230 510	2.87 (9.4)
-1.5 m (-5.0 ft)	kg lb	*450 *990	400 880						










- Lifting capacity are based on SAE J1097, ISO 10567.
- Lifting capacity of the Robex Series does not exceed 75% of the tipping load with the machine on firm, level ground or 87% of full hydraulic capacity.

- The load point is a hook (Standard equipment) located on the back of the bucket.
- (*) Indicates load limited by hydraulic capacity.










LIFTING CAPACITIES R17Z-9A

 Rating over-front  Rating over-side or 360 degree

Boom : 1.80m (5' 11") / Arm : 1.12 m (3' 8") / Bucket : 0.04m ¹ SAE heaped / Dozer up, Track extended, 230mm (9") Rubber track, W/O ADD' CWT.

Load point height m (ft)	Load radius								At max. reach			
	2.0 m (7.0 ft)		2.5 m (8.0 ft)		3.0 m (10.0 ft)		3.5 m (12.0 ft)		Capacity		Reach	
											m (ft)	
3.0 m (10.0 ft)	kg lb									240 530	250 550	2.87 (9.4)
2.5 m (8.0 ft)	kg lb				*260 *570	*260 *570				180 400	190 420	3.31 (10.9)
2.0 m (7.0 ft)	kg lb				*280 *620	*280 *620	210 460	220 490		150 330	160 350	3.59 (11.8)
1.5 m (5.0 ft)	kg lb	*380 *840	*380 *840	290 640	300 660	210 460	220 490			140 310	140 310	3.75 (12.3)
1.0 m (3.0 ft)	kg lb	400 880	420 930	280 620	290 640	200 440	210 460	150 330	160 350	130 290	140 310	3.82 (12.5)
0.5 m (2.0 ft)	kg lb	370 820	390 860	260 570	270 600	190 420	200 440	150 330	150 330	130 290	140 310	3.79 (12.4)
Ground Line	kg lb	360 790	370 820	250 550	260 570	190 420	200 440			130 290	140 310	3.67 (12.0)
-0.5 m (-2.0 ft)	kg lb	350 770	370 820	240 530	260 570	180 400	190 420			150 330	160 350	3.45 (11.3)
-1.0 m (-3.0 ft)	kg lb	350 770	370 820	250 550	260 570					180 400	190 420	3.08 (10.1)
-1.5 m (-5.0 ft)	kg lb	360 790	380 840							270 600	*280 *620	2.47 (8.1)

Boom : 1.80m (5' 11") / Arm : 1.12 m (3' 8") / Bucket : 0.04m ¹ SAE heaped / Dozer down, Track extended, 230mm (9") Rubber track, W/O ADD' CWT.

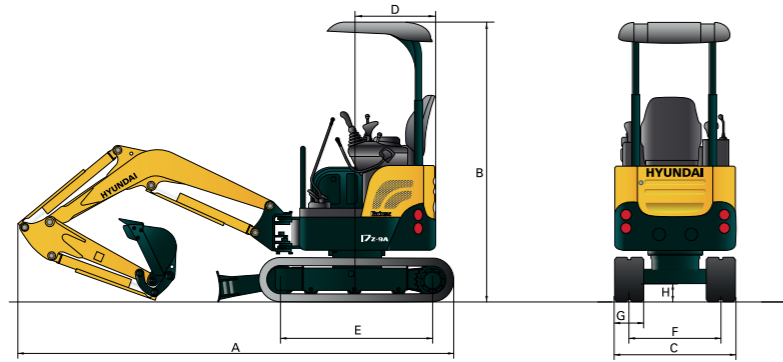
Load point height m (ft)	Load radius								At max. reach			
	2.0 m (7.0 ft)		2.5 m (8.0 ft)		3.0 m (10.0 ft)		3.5 m (11.0 ft)		Capacity		Reach	
											m (ft)	
3.0 m (10.0 ft)	kg lb									*270 *600	260 570	2.87 (9.4)
2.5 m (8.0 ft)	kg lb				*260 *570	*260 *570				*270 *600	200 440	3.31 (10.9)
2.0 m (7.0 ft)	kg lb				*280 *620	*280 *620	*290 *640	230 510		*270 *600	170 370	3.59 (11.8)
1.5 m (5.0 ft)	kg lb	*380 *840	*380 *840	*340 *750	310 680	*320 *710	230 510			*280 *620	150 330	3.75 (12.3)
1.0 m (3.0 ft)	kg lb	*550 *1,210	430 950	*420 *930	300 660	*350 *770	220 490	*250 *550	160 350	*290 *640	140 310	3.82 (12.5)
0.5 m (2.0 ft)	kg lb	*700 *1,540	400 880	*490 *1,080	280 620	*390 *860	210 460	*270 *600	160 350	*300 *660	140 310	3.79 (12.4)
Ground Line	kg lb	*770 *1,700	390 860	*540 *1,190	270 600	*410 *900	200 440			*310 *680	150 330	3.67 (12.0)
-0.5 m (-2.0 ft)	kg lb	*770 *1,700	380 840	*540 *1,190	270 600	*410 *900	200 440			*310 *680	160 350	3.45 (11.3)
-1.0 m (-3.0 ft)	kg lb	*700 *1,540	380 840	*500 *1,100	270 600					*310 *680	200 440	3.08 (10.1)
-1.5 m (-5.0 ft)	kg lb	*530 *1,170	390 860							*280 *620	*280 *620	2.47 (8.1)

- Lifting capacity are based on SAE J1097, ISO 10567.
- Lifting capacity of the Robex Series does not exceed 75% of the tipping load with the machine on firm, level ground or 87% of full hydraulic capacity.

- The load point is a hook (Standard equipment) located on the back of the bucket.
- (*) Indicates load limited by hydraulic capacity.

Dimensions & Working Range

R17Z-9A DIMENSIONS



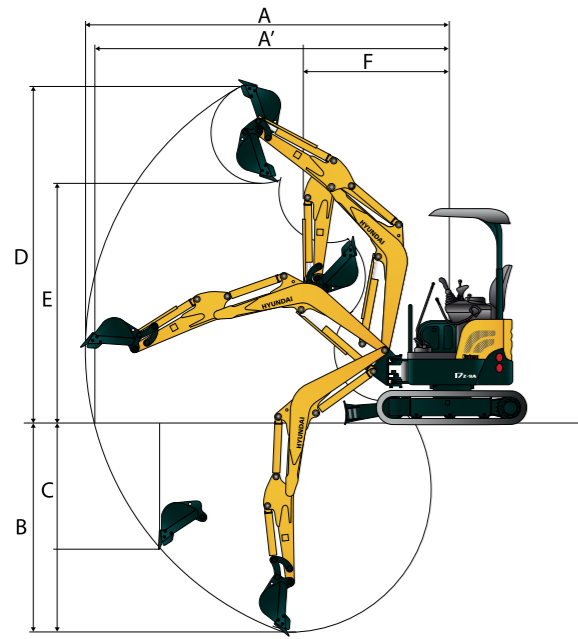
unit: mm(ft ·in)

A Overall length	3,500 [3,530] (11'6" [11'7"])	E Tumbler distance	1,230 (4'0")
B Overall height	2,320 (7'7")	F Track gauge	760~1,070 (2'6"~3'5")
C Overall width	990~1,300 (3'3"~4'3")	G Track shoe width	230 (0'9")
D Tail swing radius	645 (2'1" 720(2'4") (With ADD' CWT)	H Ground clearance	170 (0'7")

[]:Long Arm

R17Z-9A WORKING RANGE

unit: mm(ft ·in)



Boom length	1,800 (5'11")	
Arm length	960 (3'2")	1,120 (3'8")
A Max. digging reach	3,900 (12'10")	4,030 (13'3")
A' Max. digging reach at ground	3,800 (12'6")	3,940 (12'11")
B Max. digging depth	2,200 (7'3")	2,350 (7'9")
C Max. vertical wall digging depth	1,320 (4'4")	1,460 (4'9")
D Max. digging height	3,580 (11'5")	3,680 (12'1")
E Max. dumping height	2,570 (8'5")	2,670 (8'9")
F Min. swing radius	1,570 (5'2")	1,600 (5'3")

Standard / Optional

STANDARD EQUIPMENT

<ul style="list-style-type: none"> Centralized monitoring Gauges Fuel level gauge Engine coolant temperature gauge 	<ul style="list-style-type: none"> Warning Quick clamp Engine oil pressure Engine coolant temperature Preheat Low battery Fuel empty 	<ul style="list-style-type: none"> One key Mechanical suspension seat with seat belt Console box tilting system(LH) Two front working lights Electric horn Battery (1 x 12 V x 80 AH) 	<ul style="list-style-type: none"> Battery master switch Removable reservoir tank Water separator, fuel line Mono boom (1.80 m, 5' 11") Arm (0.96 m, 3' 2") Rubber crawler (230mm, 9") Double acting piping
--	---	---	--

OPTIONAL EQUIPMENT

<ul style="list-style-type: none"> ISO standard canopy Canopy FOPS FOPS(ISO 10262 Level1) TOPS(ISO 12117) 	<ul style="list-style-type: none"> Accumulator, work equipment lowering Travel alarm Tool kit Lever pattern change valve 	<ul style="list-style-type: none"> Long Arm (1.12m, 3'8") Q / Coupler piping Q / Coupler Proportional control suitor Travel motor with parking brake 	<ul style="list-style-type: none"> Additional CWT Proportional Control Switch Hyundai Bio Hydraulic Oil (HBHO)
---	--	---	---